

IMG_0193.jpeg



IMG_0192.jpeg



IMG_0194.jpeg



IMG_0196.jpeg



IMG_0197.jpeg



IMG_0198.jpeg





IMG_0201.jpeg



IMG_0202.jpeg



IMG_0203.jpeg






IMG_0205.jpeg









IMG_0179.jpeg



IMG_0180.jpeg



ENT

IMG_0181.jpeg



IMG_0182.jpeg



IMG_0183.jpeg



IMG_0184.jpeg



IMG_0185.jpeg



IMG_0186.jpeg



IMG_0187.jpeg



ET

IMG_0188.jpeg



IMG_0189.jpeg



IMG_0190.jpeg



IMG_0191.jpeg



IMG_0211.jpeg



IMG_0216.jpeg



IMG_0217.jpeg





IMG_0218.jpeg



IMG_0219.jpeg







WITH 255/45 R19 TIRES,
8.5JX19 RIMS, AT 270 KPA, 39 PSI COLD

PNBV KG 2300

PNBE KG AVANT 1180

AVEC PNEUS AVANT 255/45 R19

8.5JX19 JANTES, A 270 KPA, 39 PSI FROIDS

PNBE KG ARRIERE 1170

AVEC PNEUS ARRIERE 255/45 R19

8.5JX19 JANTES, A 270 KPA, 39 PSI FROIDS

3VV4B7AX0MM084177

TYPE: MPV/VTUM



Entfernen

IMG_0206.jpeg



IMG_0221.jpeg



IMG_0175.jpeg





IMG_0177.jpeg

